Project design stage	**Interior design project**
	TP (Technical project)
Flat No.	56/D
Adress of the building	#9 N.Gogoberidze str., Tbilisi, Georgia
Developer	"Baltic Investment Group" Ltd.
Date	03/07/2019
Design company	"Salsatas" Ltd. Vilnius, Lithuania

Developer: _____

(n. s., signature)

Project stage content

Layout Name	No.
Cover	01
Content	02
Floor area plan	03
Furniture layout plan	04
Internal wall partitions plan	05
Floor covering plan	06
Sanitary ware plan	07
Electrical installation plan	08
Ceiling construction plan	09
Bathroom specification	10

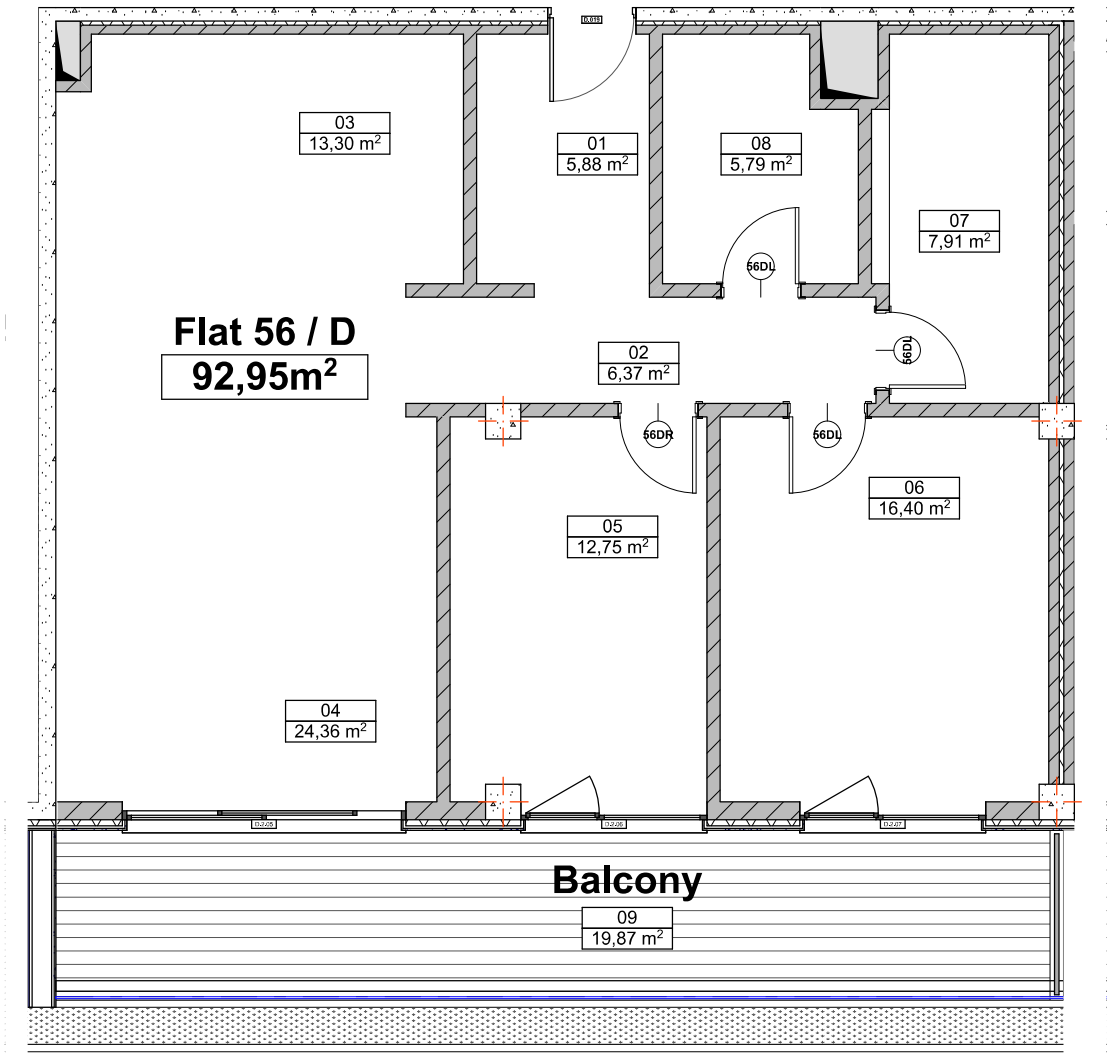

Flat 56/D area explication			
56_D	01	Entry	5,88
56_D	02	Hallway	6,37
56_D	03	Kitchen	13,30
56_D	04	Living room	24,36
56_D	05	Bedroom	12,75
56_D	06	Master bedroom	16,40
56_D	07	Bathroom	7,91
56_D	08	Laundry	5,79
			92,76 m²
56_D	09	Balcony	19,87
			19,87 m²

DESIGN COMPANY:		"SALSATAS" Ltd. Vilnius, Lithuania		
Certificate	Function	Name, Surname	Signature	Date
	Architect	R.Cikanavičius		03/07/2019
	Architect	R.Kijauskaite		03/07/2019
	Architect	B.Jurevičiūtė		03/07/2019
Developer: "Baltic Investment Group" Ltd.				

Name and address of the building:

RESIDENTIAL HOUSE
#9 N.Gogoberidze str., Tbilisi, Georgia

Flat No.	Drawing title:	M 1:1, 1:100
56/D	Floor area plan	

Pages No.
10
Page No.
3
Design stage
T.P.

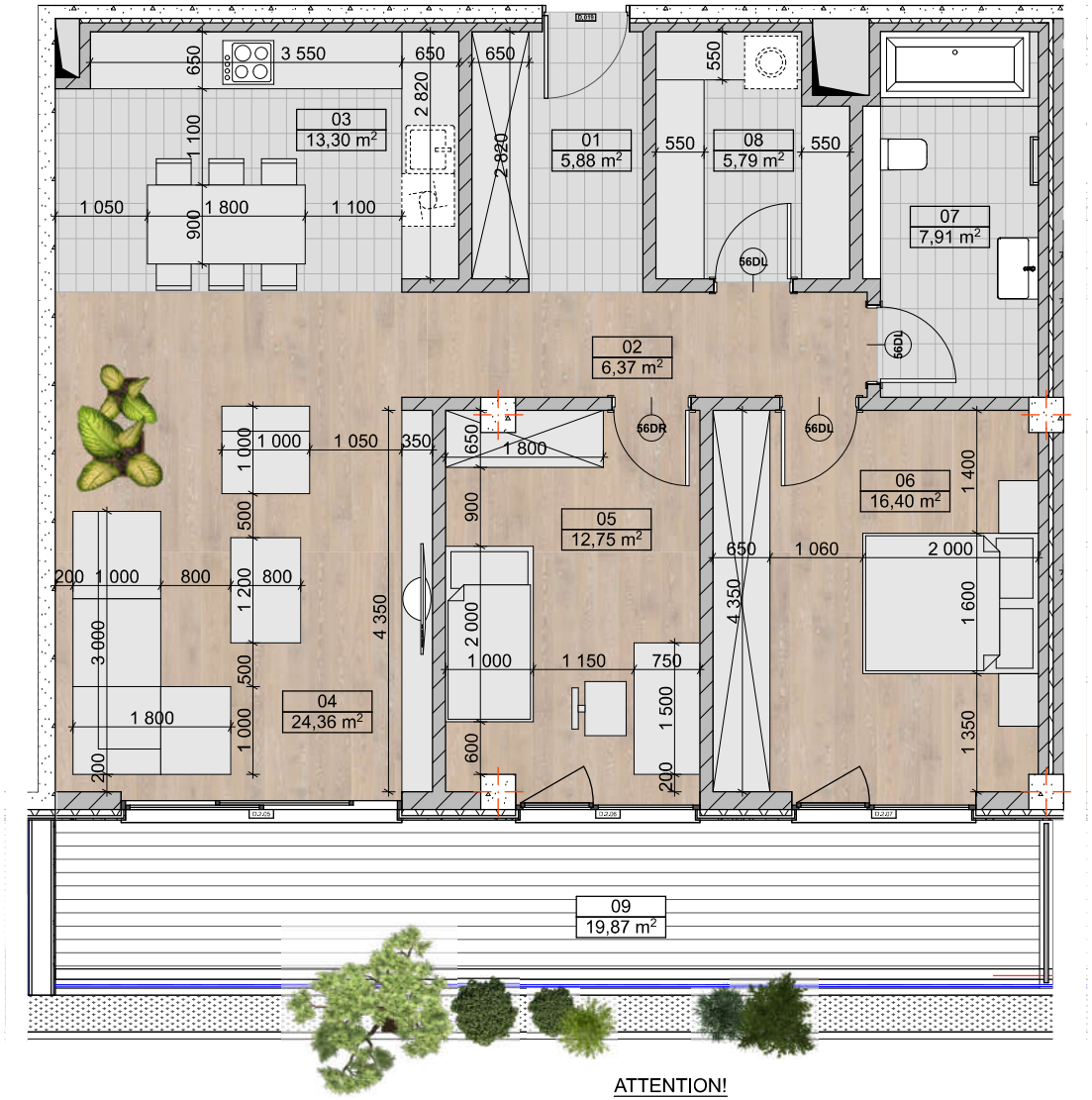

Flat 56/D area explication

56_D	01	Entry	5,88
56_D	02	Hallway	6,37
56_D	03	Kitchen	13,30
56_D	04	Living room	24,36
56_D	05	Bedroom	12,75
56_D	06	Master bedroom	16,40
56_D	07	Bathroom	7,91
56_D	08	Laundry	5,79
			92,76 m²
56_D	09	Balcony	19,87
			19,87 m²

ATTENTION!

1. THE FLAT FURNITURE LAYOUT AND SPOTS OF THE FIXTURES ARE RECOMMENDED ARRANGEMENT BY PROJECT DESIGN COMPANY.

DESIGN COMPANY: R2 ARCHITECTURE "SALSATAS" Ltd. Vilnius, Lithuania					Name and address of the building: RESIDENTIAL HOUSE #9 N.Gogoberidze str., Tbilisi, Georgia	Pages No. 10
Certificate	Function	Name, Surname	Signature	Date		Page No. 4
	Architect	R.Cikanavičius		03/07/2019		Design stage
	Architect	R.Kijauskaite		03/07/2019	Flat No. 56/D; Drawing title: Furniture layout plan; M 1:1, 1:100, 1:50	T.P.
	Architect	B.Jurevičiūtė		03/07/2019		
Developer: "Baltic Investment Group" Ltd.						

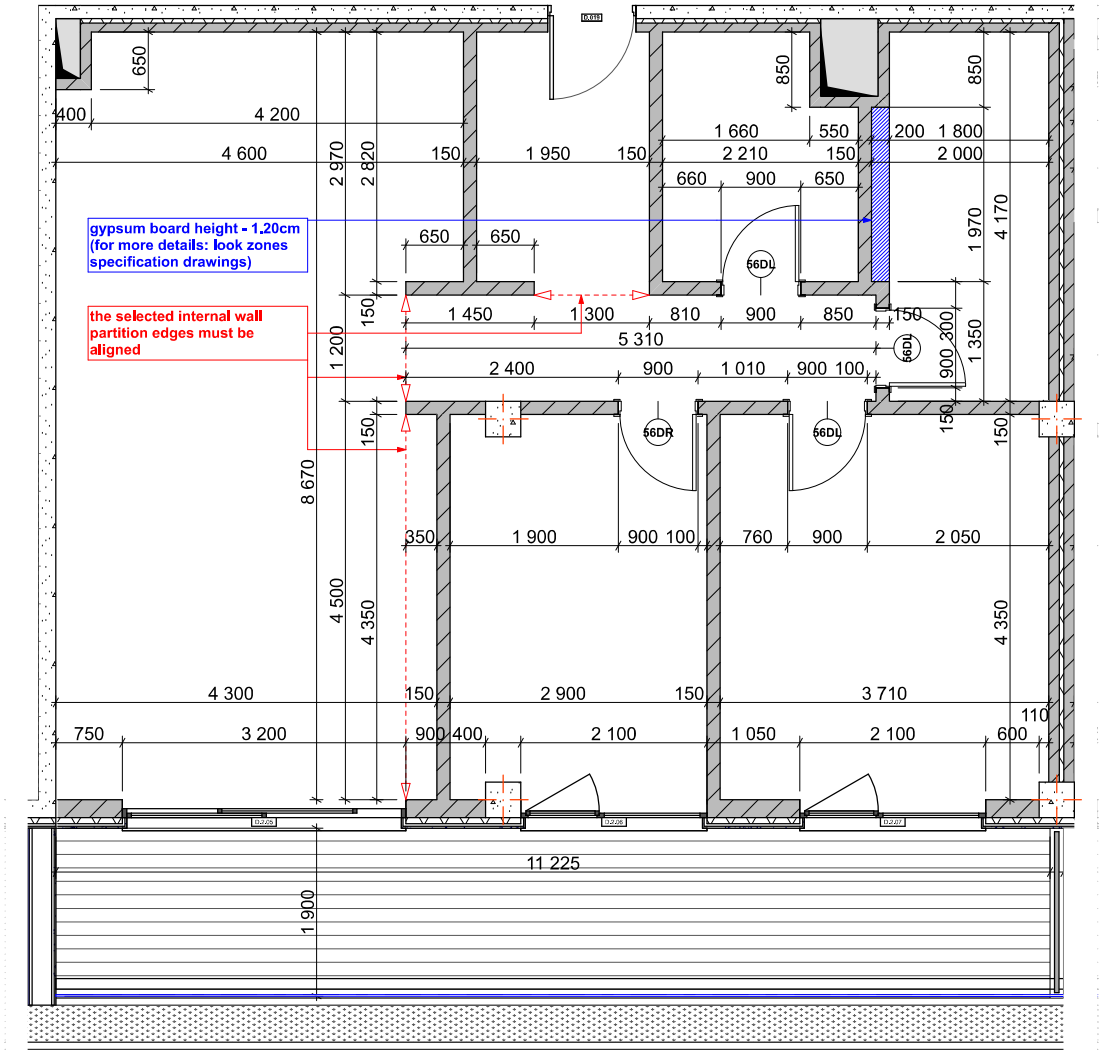

Flat 56/D area explication

56_D	01	Entry	5,88
56_D	02	Hallway	6,37
56_D	03	Kitchen	13,30
56_D	04	Living room	24,36
56_D	05	Bedroom	12,75
56_D	06	Master bedroom	16,40
56_D	07	Bathroom	7,91
56_D	08	Laundry	5,79
			92,76 m²
56_D	09	Balcony	19,87
			19,87 m²

Door type quantity & description

56DL	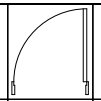	2	Wooden doors, left handed swing
56DL	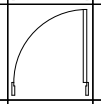	1	Wooden doors, left handed swing, wc door lock included
56DR	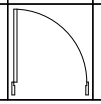	1	Wooden doors, right handed swing

Indoor wall Detail No.1

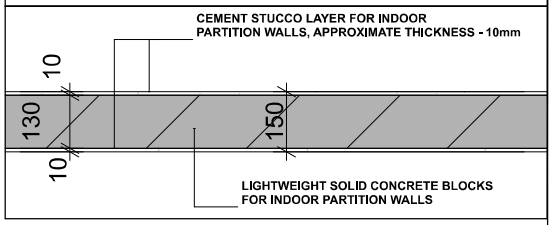

ATTENTION!

1. COVER THE CONCRETE MASONRY BLOCK WITH THE STUCCO COMPOUND AND APPLY IT EVENLY TO ALL WALL SURFACE TILL MAKE IT SMOOTH.
2. WALL SURFACES BEFORE PAINTING MUST BE SEALED WITH A PRIMER (recommended by the paints manufacturer).
3. HYDRO INSULATION LAYER BY WALL PERIMETER (HEIGHT - 10CM) MUST BE INSTALLED IN BATHROOM AND SHOWER ZONES.
4. BATHROOM AND SHOWER WALL PARTITIONS MUST BE PAINTED WITH MOISTURE-RESISTANT PAINTS (recommended by the paints manufacturer)

DESIGN COMPANY: R2 ARCHITECTURE "SALSATAS" Ltd. Vilnius, Lithuania

Certificate	Function	Name, Surname	Signature	Date
	Architect	R.Cikanavičius		03/07/2019
	Architect	R.Kijauskaite		03/07/2019
	Architect	B.Jurevičiūtė		03/07/2019

Developer: "Baltic Investment Group" Ltd.

Name and address of the building:

RESIDENTIAL HOUSE
#9 N.Gogoberidze str., Tbilisi, Georgia

Flat No.	Drawing title:	M 1:1, 1:50, 1:100
56/D	Internal wall partitions plan	

Pages No.	Page No.	Design stage
10	5	T.P.

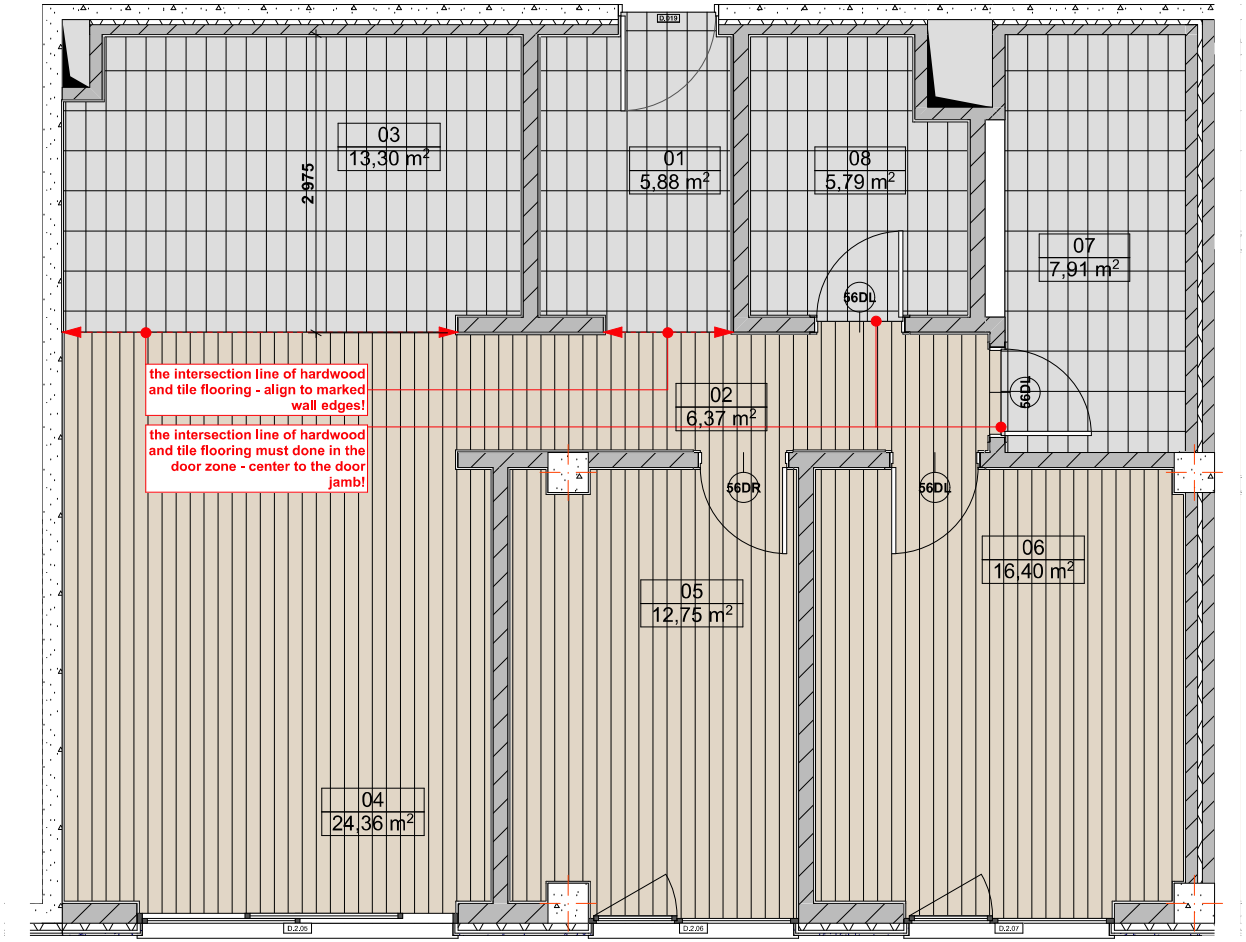

Flat 56/D area explication

56_D	01	Entry	5,88
56_D	02	Hallway	6,37
56_D	03	Kitchen	13,30
56_D	04	Living room	24,36
56_D	05	Bedroom	12,75
56_D	06	Master bedroom	16,40
56_D	07	Bathroom	7,91
56_D	08	Laundry	5,79
			92,76 m²
56_D	09	Balcony	19,87
			19,87 m²

Floor covering quantity & description

	32,56	Floor covering - ceramic stone tiles
	60,78	Floor covering - hardwood planks
	93,34 m²	

Floor skirting quantity & description

01 / Wooden skirting, surface painted - White	7 950
02 / Wooden skirting, surface painted - White	6 586
03 / Wooden skirting, surface painted - White	11 205
04 / Wooden skirting, surface painted - White	11 900
05 / Wooden skirting, surface painted - White	12 640
06 / Wooden skirting, surface painted - White	13 233
08 / Floor tile skirting, height - 40mm	8 980
	72 494 mm

Flooring installation Detail No.1

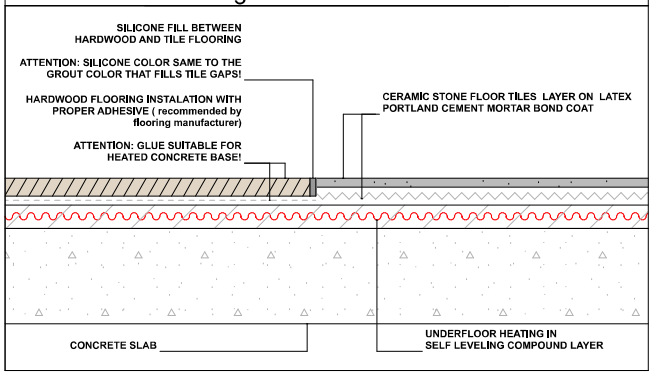

ATTENTION!

1. DIFFERENT FLOOR COVERINGS **TOP** ALTITUDE MUST BE INSTALLED IN ONE HEIGHT LEVEL.
2. HARDWOOD FLOORING MUST BE INSTALLED BY MANUFACTURER RECOMENDATIONS.
3. FLOOR TILES MUST BE INSTALLED WITH FLEXIBLE ADHESIVE, GAPS BETWEEN FLOOR TILES - 1,5mm

DESIGN COMPANY:		"SALSATAS" Ltd. Vilnius, Lithuania			Name and address of the building:		Pages No.
Certificate	Function	Name, Surname	Signature	Date	RESIDENTIAL HOUSE #9 N.Gogoberidze str., Tbilisi, Georgia		10
	Architect	R.Cikanavičius		03/07/2019			Page No. 6
	Architect	R.Kijauskaite		03/07/2019	Flat No. 56/D	Drawing title: Floor covering plan	M 1:1, 1:50, 1:100
	Architect	B.Jurevičiūtė		03/07/2019			Design stage T.P.
Developer: "Baltic Investment Group" Ltd.							

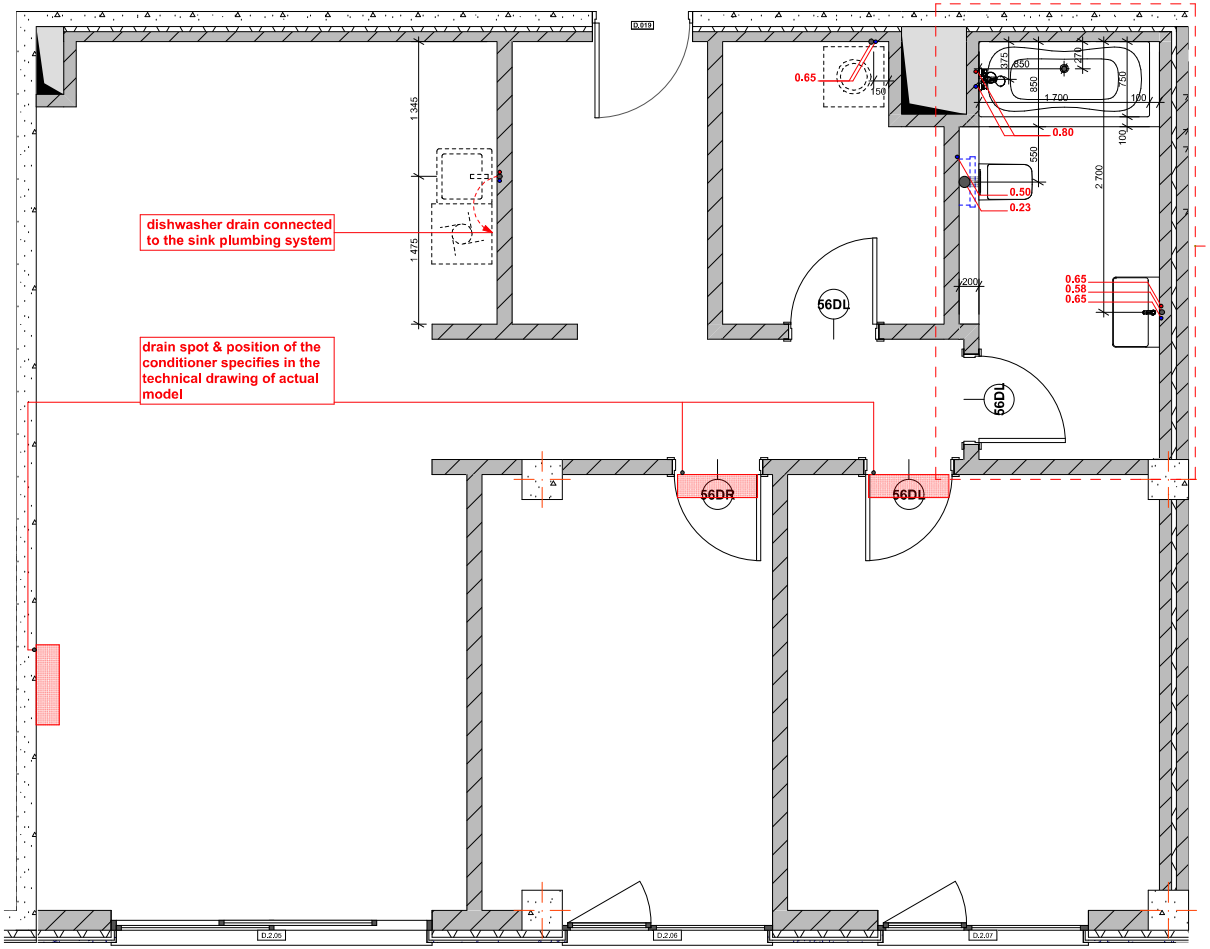

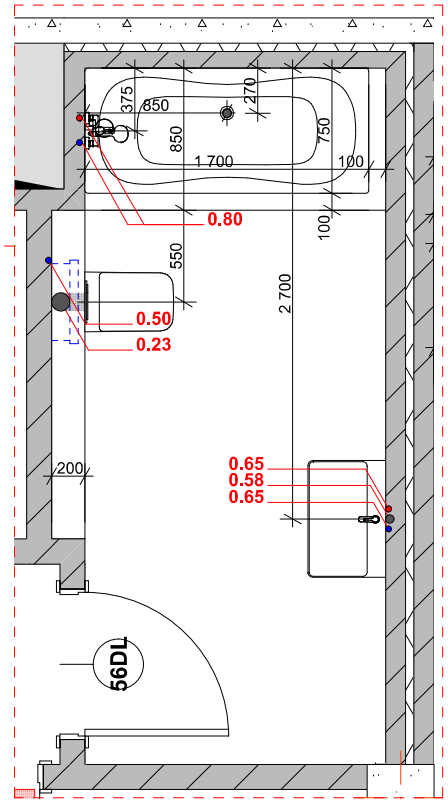

Flat 56/D area explication

56_D	01	Entry	5,88
56_D	02	Hallway	6,37
56_D	03	Kitchen	13,30
56_D	04	Living room	24,36
56_D	05	Bedroom	12,75
56_D	06	Master bedroom	16,40
56_D	07	Bathroom	7,91
56_D	08	Laundry	5,79
			92,76 m²
56_D	09	Balcony	19,87
			19,87 m²

Sanitary ware quantity & description

	1	Basin mixer Talis S 100 single lever Hansgrohe 72021000		1	Shower set Vario with shower bar 65cm and soap dish 27772
	1	Bath mixer Talis S Hansgrohe 7240		1	Wall hung toilet frame, Grohe Rapid SL
	1	Cast acrylic bathtub Campanulla II Ravak 170x75cm		1	Wall-hung WC Laufen Pro S 820961
	1	Flush plate, Laufen AW1, 004 Chrome		1	Washbasin Laufen Pro S 70x46,5cm

DESIGN COMPANY:		"SALSATAS" Ltd. Vilnius, Lithuania		
Certificate	Function	Name, Surname	Signature	Date
	Architect	R.Cikanavičius		03/07/2019
	Architect	R.Kijauskaite		03/07/2019
	Architect	B.Jurevičiūtė		03/07/2019
Developer: "Baltic Investment Group" Ltd.				

Name and address of the building:

RESIDENTIAL HOUSE
#9 N.Gogoberidze str., Tbilisi, Georgia

Flat No.	Drawing title:	M 1:1, 1:100
56/D	Sanitary ware plan	

Pages No.	10
Page No.	7
Design stage	T.P.

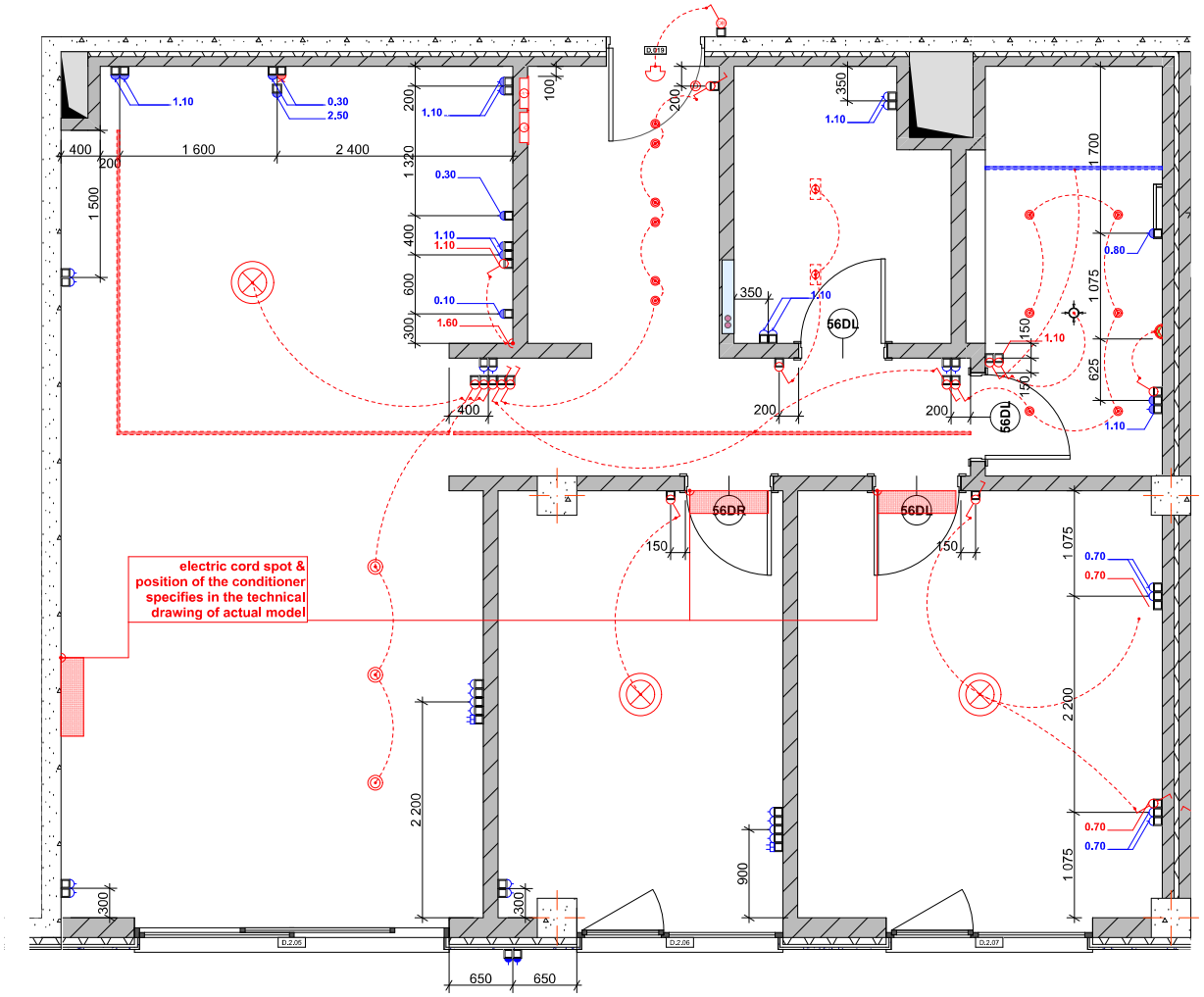

Flat 56/D area explication

56_D	01	Entry	5,88
56_D	02	Hallway	6,37
56_D	03	Kitchen	13,30
56_D	04	Living room	24,36
56_D	05	Bedroom	12,75
56_D	06	Master bedroom	16,40
56_D	07	Bathroom	7,91
56_D	08	Laundry	5,79
			92,76 m²
56_D	09	Balcony	19,87
			19,87 m²

Electrical installation quantity & description

	8	1-gang frame, LS 981 WW, Jung, White		1	Panel of communication wiring control, wall mounted H 1.80cm, VU36
	1	1-gang outside door bell frame, AL 2990K, IP65, Jung		1	Panel of electrical control, wall mounted H-1.80cm, VU36
	1	2-gang frame outside, IP 65, Jung, Grey		1	Recessed ventilator into the ceiling, iCON 15, White
	12	2-gang frame, LS 982 WW, Jung, White		13	Socket 16A 230V, LS 1520 WW, IP44 Jung, White
	4	3-gang frame, LS 983 WW, Jung, White		26	Socket 16A 230V, LS 1520 WW, Jung, White
	3	5-gang frame, LS 985 WW, Jung, White		1	Socket 16A 400V, LS 1520 WW, Jung, White
	3	Air conditioner, wall mounted		2	Socket of network, centre plate, 2-gang, LS 969-2 UA WW, Jung
	1	Door bell inside block		2	Socket outside IP 65, Grey
	1	Electric towel warmer, white		4	Spot of electric power cord
	1	Lighting 'Cocotte' ceiling lamp, Ref.64180 with suspension kit Ref.64184, Faro, White		10	Switch 501U, 1-gang rocker, LS 990 WW, Jung
	2	Lighting 'Cocotte' ceiling lamp, Ref.64180, Faro, White		6	Switch 506U, 1-gang rocker, LS 990 WW, Jung
	3	Lighting, recessed ceiling lamp, ACB BARDO, white, 3000K, Ref.3556		1	Switch 507U, 1-gang rocker, LS 990 WW, Jung
	6	Lighting, recessed ceiling lamp, Faro Fresh, white, 3000K, Ref.FAR02100501		1	Switch 531U, 1-gang outside door bell rocker, AL 2990K, IP65
	6	Lighting, recessed ceiling lamp, Slim Trim, IP65, DL-SLIMPW, White. 3000K		1	Video door phone and camera set
	2	Lighting, recessed cieling lamp, LEDS C4 'Multidir', Ref.DM-0094-14-00, White		1	Wall lighting, Lucide 'Sirius' mirror lamp, LED, 3000K

ATTENTION! 1. MOUNTING HEIGHT OF SWITCHES - 1.10cm FROM THE FLOORING (EXEPT THE INDIVIDUALLY MARKED SPOTS IN THE DRAWING)

2. MOUNTING HEIGHT OF THE SOCKETS - 0.30cm FROM THE FLOORING (EXEPT THE INDIVIDUALLY MARKED SPOTS IN THE DRAWING)

3. ELECTRICAL & COMMUNICATION WIRING CONTROL PANELS TOP HEIGHT FROM THE FLOORING - 1.80cm

DESIGN COMPANY:		"SALSATAS" Ltd. Vilnius, Lithuania		
Certificate	Function	Name, Surname	Signature	Date
	Architect	R.Cikanavičius		03/07/2019
	Architect	R.Kijauskaite		03/07/2019
	Architect	B.Jurevičiūtė		03/07/2019
Developer: "Baltic Investment Group" Ltd.				

Name and address of the building:

RESIDENTIAL HOUSE
#9 N.Gogoberidze str., Tbilisi, Georgia

Flat No.	Drawing title:	M 1:1, 1:100
56/D	Electrical installation plan	

Pages No.
10
Page No.
8
Design stage
T.P.

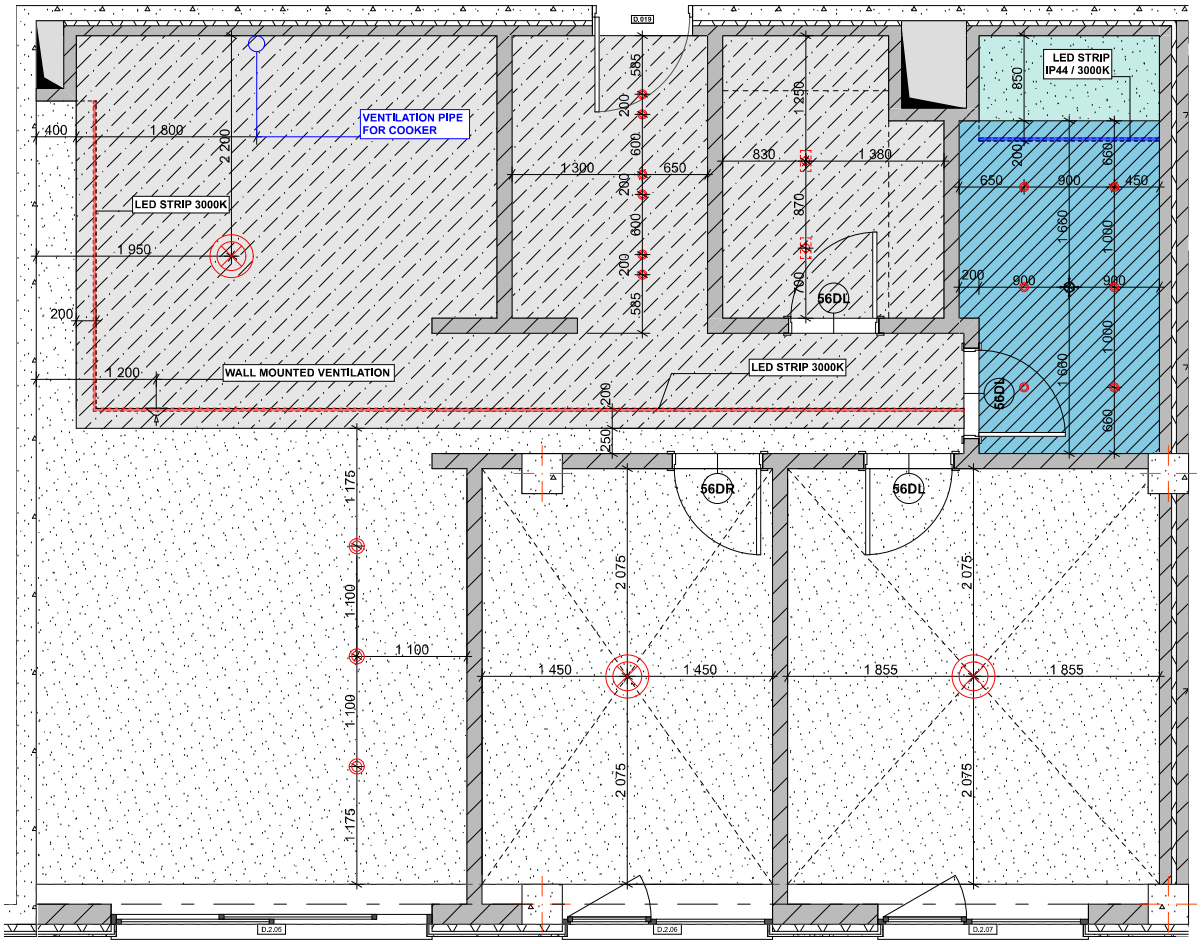

Flat 56/D area explication

56_D	01	Entry	5,88
56_D	02	Hallway	6,37
56_D	03	Kitchen	13,30
56_D	04	Living room	24,36
56_D	05	Bedroom	12,75
56_D	06	Master bedroom	16,40
56_D	07	Bathroom	7,91
56_D	08	Laundry	5,79
			92,76 m²
56_D	09	Balcony	19,87
			19,87 m²

Lighting fixtures quantity & description

	1	Lighting 'Cocotte' ceiling lamp, Ref.64180 with suspension kit Ref.64184, Faro, White
	2	Lighting 'Cocotte' ceiling lamp, Ref.64180, Faro, White
	3	Lighting, recessed ceiling lamp, ACB BARDO, white, 3000K, Ref.3556
	6	Lighting, recessed ceiling lamp, Faro Fresh, white, 3000K, Ref.FAR02100501
	6	Lighting, recessed ceiling lamp, Slim Trim, IP65, DL-SLIMIPW, White. 3000K
	2	Lighting, recessed cieling lamp, LEDS C4 'Multidir', Ref.DM-0094-14-00, White

Ceiling material quantity & description

	51,13	Suspended gypsum board ceiling instaliation -150mm from concrete slab, surface painted - White
	32,25	Suspended gypsum board ceiling installation -400mm from concrete slab, surface painted - White
	1,89	Suspended waterproof gypsum board ceiling installation - 150mm from concrete slab, surface painted White (for more details: look zone specification drawings).
	6,37	Suspended waterproof gypsum board ceiling installation - 400mm from concrete slab, surface painted - White (for more details: look zone specification drawings)
	91,64 m²	

Knauf ceiling installation detail No.1

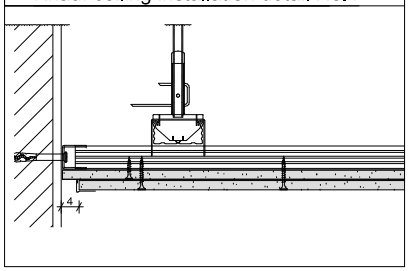

Knauf ceiling installation detail No.2

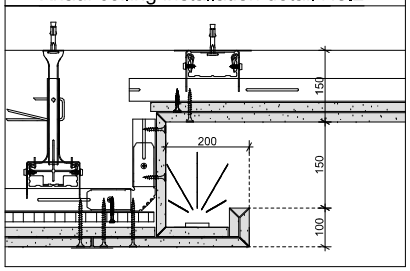

ATTENTION!

1. GYPSUM BOARD CEILING MUST BE INSTALLED WITH 4mm PERIMETER SHADOW GAP !
2. COVER THE SCREWS/JOINTS/CORNER BEADS OF GYPSUM BOARD WITH THE JOINT COMPOUND.
3. SAND THE SURFACE GENTLY TO MAKE IT SMOOTH.
4. BEFORE PAINTING GYPSUM BOARD PANELS THE SURFACES MUST BE SEALED WITH PRIMER (recommended by the paints manufacturer).
5. BATHROOM AND SHOWER CEILING MUST BE PAINTED WITH MOISTURE-RESISTANT PAINTS (recommended by the paints manufacturer)

DESIGN COMPANY:		"SALSATAS" Ltd. Vilnius, Lithuania		
Certificate	Function	Name, Surname	Signature	Date
	Architect	R.Cikanavičius		03/07/2019
	Architect	R.Kijauskaite		03/07/2019
	Architect	B.Jurevičiūtė		03/07/2019
Developer: "Baltic Investment Group" Ltd.				

Name and address of the building:

RESIDENTIAL HOUSE
#9 N.Gogoberidze str., Tbilisi, Georgia

Flat No.	Drawing title:	M 1:1, 1:50, 1:100
56/D	Ceiling construction plan	

Pages No.	Page No.	Design stage
10	9	T.P.

Bathroom floor plan

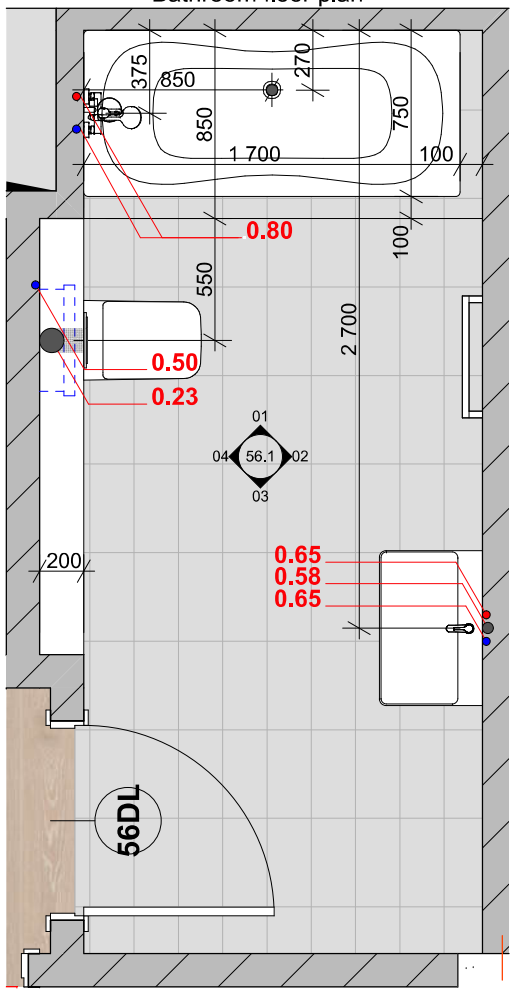

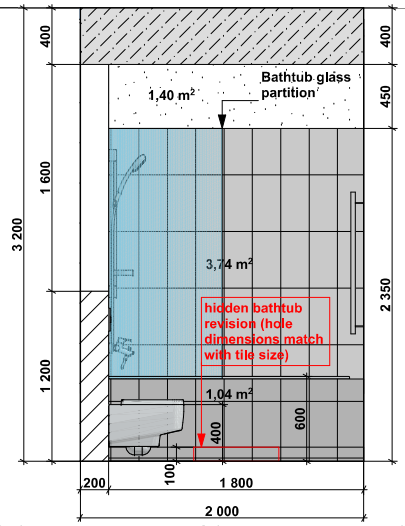

56.1 01 1:50

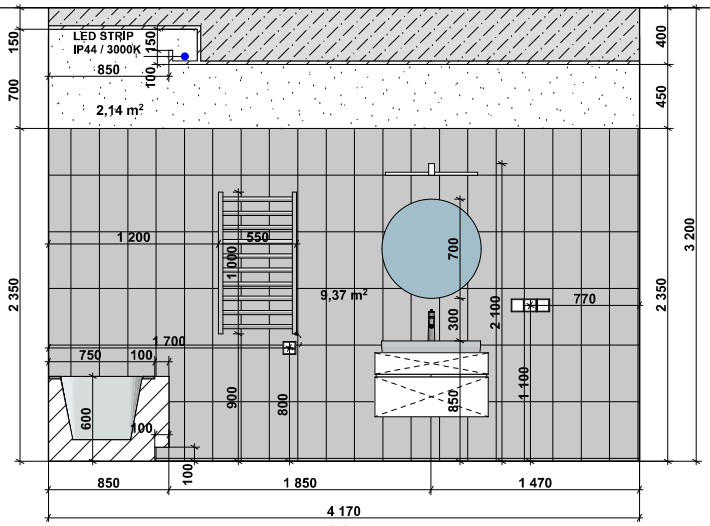

56.1 02 1:50

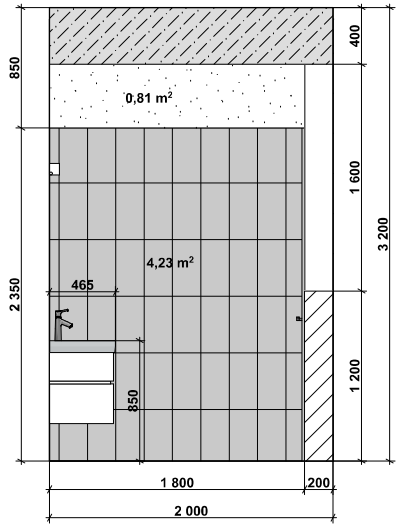

56.1 03 1:50

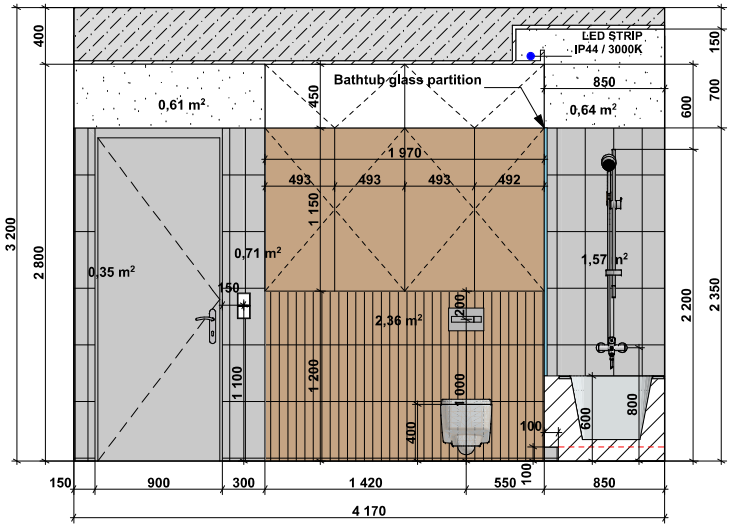

56.1 04 1:50

1. THE GAP BETWEEN TILES - 1.5mm, THE JOINTS / CORNES OF THE TILES - 45° DEGREES ANGLE JUNCTION.
2. TILE CORNER GAPS - SILICONE FILLING (THE COLOR SAME TO THE TILE GAP GROUT COLOR)
3. BATHTUB TOP AND TILE GAPS JUNCTION - SILICONE FILLING (THE COLOR SAME TO THE TILE GAP GROUT COLOR)
4. TO IMPROVE THE WATERPROOF SURFACE IN THE BATHTUB & SHOWER AREAS - THE HYDRO INSULATION LAYER MUST BE INSTALLED BY FIXTURE PERIMETER & TO THE TILES TOP HEIGHT.
5. HYDRO INSULATION LAYER BY WALL PERIMETER (HEIGHT - 10CM) MUST BE INSTALLED IN BATHROOM AND SHOWER ZONES.
6. NO WALL TILING IN THE BATHTUB BACKSIDE PERIMETER.

Bathroom tile quantity & descrition

	14,40	07 / Bathroom - Ceramic wall tiles
	2,32	07 / Bathroom - Ceramic wall tiles decor
	7,55	07 / Bathroom - Stone ceramic floor tiles

DESIGN COMPANY: R2 ARCHITECTURE "SALSATAS" Ltd. Vilnius, Lithuania				
Certificate	Function	Name, Surname	Signature	Date
	Architect	R.Cikanavičius		03/07/2019
	Architect	R.Kijauskaite		03/07/2019
	Architect	B.Jurevičiūtė		03/07/2019
Developer: "Baltic Investment Group" Ltd.				

Name and address of the building:

RESIDENTIAL HOUSE
#9 N.Gogoberidze str., Tbilisi, Georgia

Flat No.: 56/D

Drawing title: Bathroom specification

M 1:50, 1:1, 1:100

Pages No.
10
Page No.
10
Design stage
T.P.