Project design stage	**Interior design project**
	TP (Technical project)
Flat No.	05/A
Adress of the building	#9 N.Gogoberidze str., Tbilisi, Georgia
Developer	"Baltic Investment Group" Ltd.
Date	03/07/2019
Design company	"Salsatas" Ltd. Vilnius, Lithuania

Developer: _____

(n. s., signature)

Project stage content

Layout Name	No.
Cover	01
Content	02
Floor area plan	03
Furniture layout plan	04
Internal wall partitions plan	05
Floor covering plan	06
Sanitary ware plan	07
Electrical installation plan	08
Ceiling construction plan	09
Shower specification	10
Bathroom specification	11

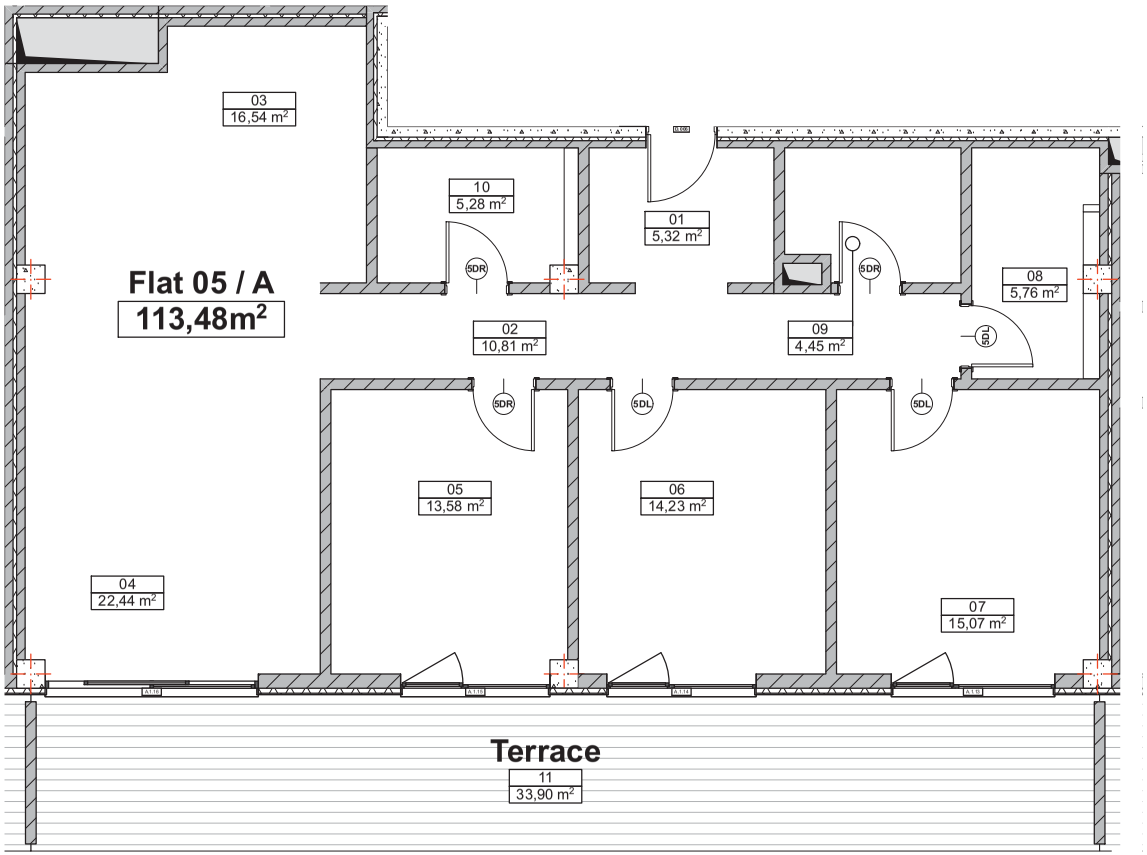

Flat 05/A area explication			
05_A	01	Entry	5,32
05_A	02	Hallway	10,81
05_A	03	Kitchen	16,54
05_A	04	Living room	22,44
05_A	05	Bedroom 1	13,58
05_A	06	Bedroom 2	14,23
05_A	07	Master bedroom	15,07
05_A	08	Bathroom	5,76
05_A	09	Laundry	4,45
05_A	10	Shower	5,28
			113,48 m²
05_A	11	Terrace	33,90
05_A	12	Green area	78,82
			112,72 m²

DESIGN COMPANY:		"SALSATAS" Ltd. Vilnius, Lithuania		
Certificate	Function	Name, Surname	Signature	Date
	Architect	R.Cikanavičius		03/07/2019
	Architect	R.Kijauskaite		03/07/2019
	Architect	B.Jurevičiūtė		03/07/2019
Developer: "Baltic Investment Group" Ltd.				

Name and address of the building:
RESIDENTIAL HOUSE
#9 N.Gogoberidze str., Tbilisi, Georgia

Flat No.	Drawing title:	M 1:100
05/A	Floor area plan	

Pages No.
11
Page No.
3
Design stage
T.P.

Flat 05/A area explication			
05_A	01	Entry	5,32
05_A	02	Hallway	10,81
05_A	03	Kitchen	16,54
05_A	04	Living room	22,44
05_A	05	Bedroom 1	13,58
05_A	06	Bedroom 2	14,23
05_A	07	Master bedroom	15,07
05_A	08	Bathroom	5,76
05_A	09	Laundry	4,45
05_A	10	Shower	5,28
			113,48 m²
05_A	11	Terrace	33,90
05_A	12	Green area	78,82
			112,72 m²

ATTENTION!

1. THE FLAT FURNITURE LAYOUT AND SPOTS OF THE FIXTURES ARE RECOMMENDED ARRANGEMENT BY PROJECT DESIGN COMPANY.

DESIGN COMPANY:		"SALSATAS" Ltd. Vilnius, Lithuania		
Certificate	Function	Name, Surname	Signature	Date
	Architect	R.Cikanavičius		03/07/20 19
	Architect	R.Kijauskaite		03/07/20 19
	Architect	B.Jurevičiūtė		03/07/20 19
Developer: "Baltic Investment Group" Ltd.				

Name and address of the building:

RESIDENTIAL HOUSE
#9 N.Gogoberidze str., Tbilisi, Georgia

Flat No.	Drawing title:	M 1:100, 1:50
05/A	Furniture layout plan	

Pages No.
11
Page No.
4
Design stage
T.P.

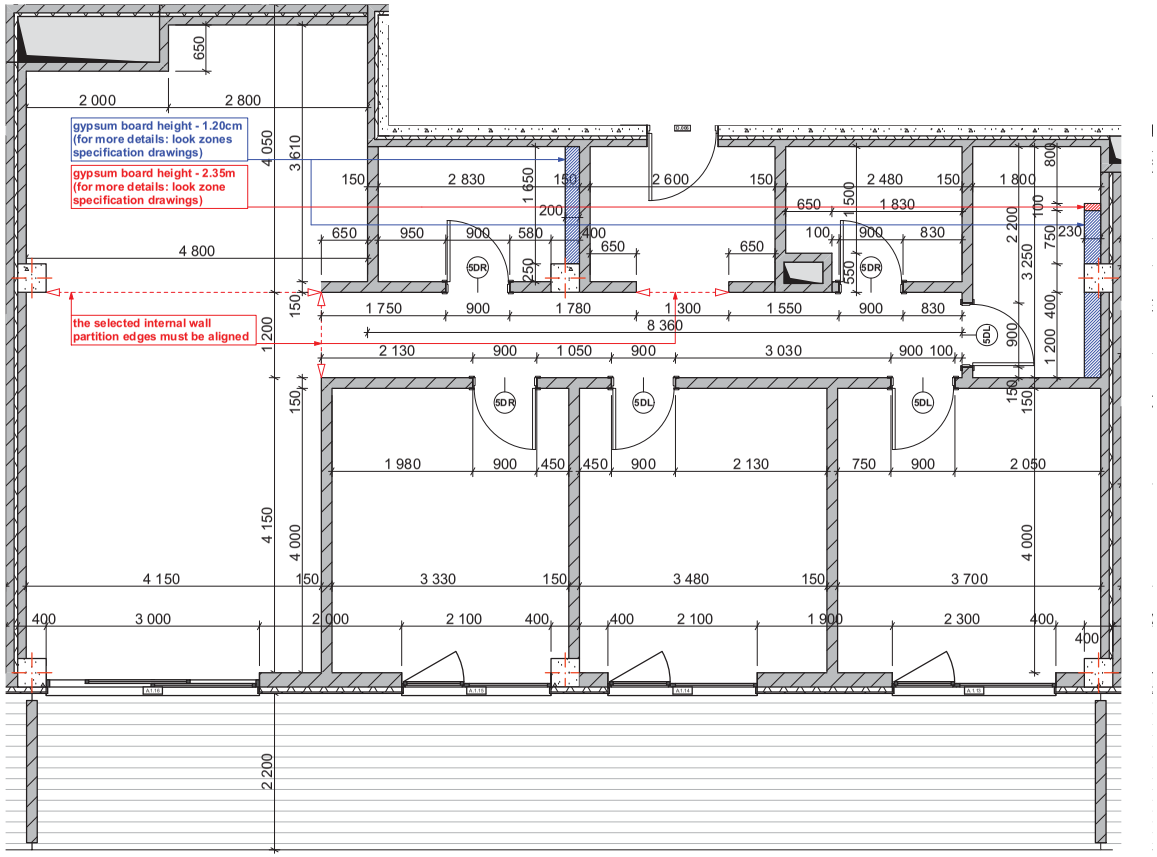

Flat 05/A area explication

05_A	01	Entry	5,32
05_A	02	Hallway	10,81
05_A	03	Kitchen	16,54
05_A	04	Living room	22,44
05_A	05	Bedroom 1	13,58
05_A	06	Bedroom 2	14,23
05_A	07	Master bedroom	15,07
05_A	08	Bathroom	5,76
05_A	09	Laundry	4,45
05_A	10	Shower	5,28
			113,48 m²
05_A	11	Terrace	33,90
05_A	12	Green area	78,82
			112,72 m²

Door type quantity & description

54DD	3	Wooden doors, double - swing, wc door lock included
52DL	2	Wooden doors, left handed swing
54DL	3	Wooden doors, left handed swing
56DL	2	Wooden doors, left handed swing

Indoor wall Detail No.1

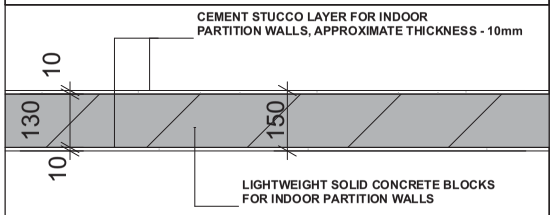

ATTENTION!

1. COVER THE CONCRETE MASONRY BLOCK WITH THE STUCCO COMPOUND AND APPLY IT EVENLY TO ALL WALL SURFACE TILL MAKE IT SMOOTH.
2. WALL SURFACES BEFORE PAINTING MUST BE SEALED WITH A PRIMER (recommended by the paints manufacturer).
3. HYDRO INSULATION LAYER BY WALL PERIMETER (HEIGHT - 10CM) MUST BE INSTALLED IN BATHROOM AND SHOWER ZONES.
4. BATHROOM AND SHOWER WALL PARTITIONS MUST BE PAINTED WITH MOISTURE-RESISTANT PAINTS (recommended by the paints manufacturer)

DESIGN COMPANY:		"SALSATAS" Ltd. Vilnius, Lithuania		
Certificate	Function	Name, Surname	Signature	Date
	Architect	R.Cikanavičius		03/07/20 19
	Architect	R.Kijauskaite		03/07/20 19
	Architect	B.Jurevičiūtė		03/07/20 19
Developer: "Baltic Investment Group" Ltd.				

Name and address of the building:
RESIDENTIAL HOUSE
#9 N.Gogoberidze str., Tbilisi, Georgia

Flat No.	Drawing title:	M 1:100, 1:50, 1:1
05/A	Internal wall partitions plan	

Pages No.
11
Page No.
5
Design stage
T.P.

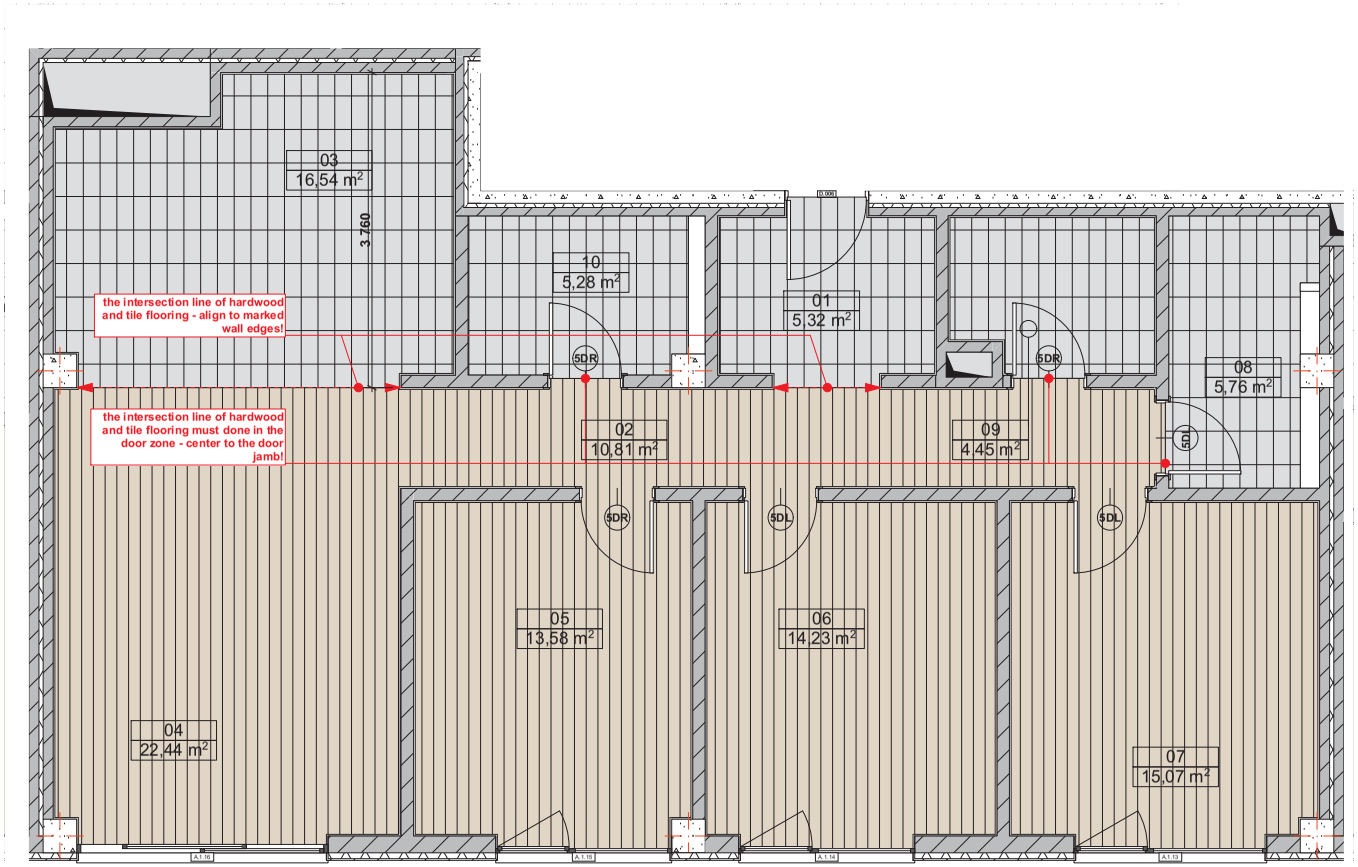

Flat 05/A area explication			
05_A	01	Entry	5,32
05_A	02	Hallway	10,81
05_A	03	Kitchen	16,54
05_A	04	Living room	22,44
05_A	05	Bedroom 1	13,58
05_A	06	Bedroom 2	14,23
05_A	07	Master bedroom	15,07
05_A	08	Bathroom	5,76
05_A	09	Laundry	4,45
05_A	10	Shower	5,28
			113,48 m²
05_A	11	Terrace	33,90
05_A	12	Green area	78,82
			112,72 m²

Floor covering quantity & description

	36,68	Floor covering - ceramic stone tiles
	77,50	Floor covering - hardwood planks
	114,18 m²	

Floor skirting quantity & description

01 / Wooden skirting, surface painted - White	7 404
02 / Wooden skirting, surface painted - White	11 885
03 / Wooden skirting, surface painted - White	13 260
04 / Wooden skirting, surface painted - White	11 190
05 / Wooden skirting, surface painted - White	11 805
06 / Wooden skirting, surface painted - White	12 140
07 / Wooden skirting, surface painted - White	12 420
08 / Wooden skirting, surface painted - White	5 920
09 / Floor tile skirting, height - 40mm	7 682
	93 706 mm

Flooring installation Detail No.1

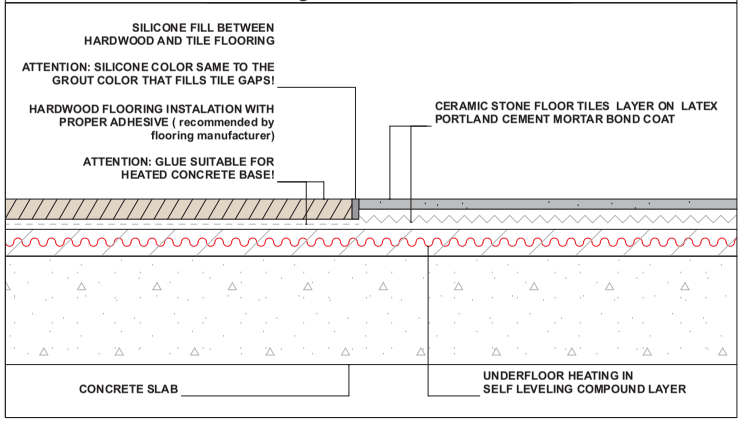

ATTENTION!

1. DIFFERENT FLOOR COVERINGS **TOP** ALTITUDE MUST BE INSTALLED IN ONE HEIGHT LEVEL.
2. HARDWOOD FLOORING MUST BE INSTALLED BY MANUFACTURER RECOMENDATIONS.
3. FLOOR TILES MUST BE INSTALLED WITH FLEXIBLE ADHESIVE, GAPS BETWEEN FLOOR TILES - 1,5mm

DESIGN COMPANY:		"SALSATAS" Ltd. Vilnius, Lithuania		
Certificate	Function	Name, Surname	Signature	Date
	Architect	R.Cikanavičius		03/07/20 19
	Architect	R.Kijauskaite		03/07/20 19
	Architect	B.Jurevičiūtė		03/07/20 19
Developer: "Baltic Investment Group" Ltd.				

Name and address of the building:
RESIDENTIAL HOUSE
#9 N.Gogoberidze str., Tbilisi, Georgia

Flat No.	Drawing title:	M 1:100, 1:1, 1:50
05/A	Floor covering plan	

Pages No.
11
Page No.
6
Design stage
T.P.

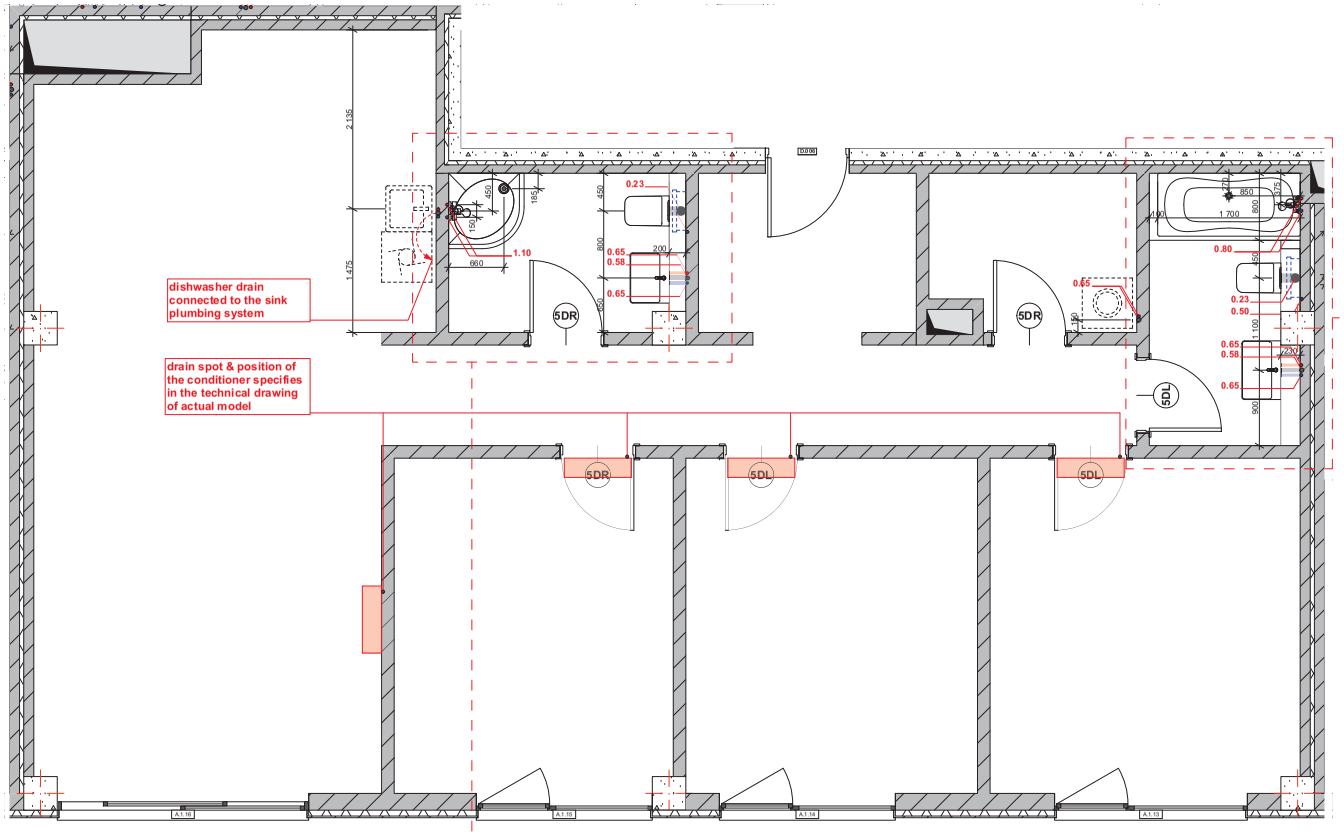

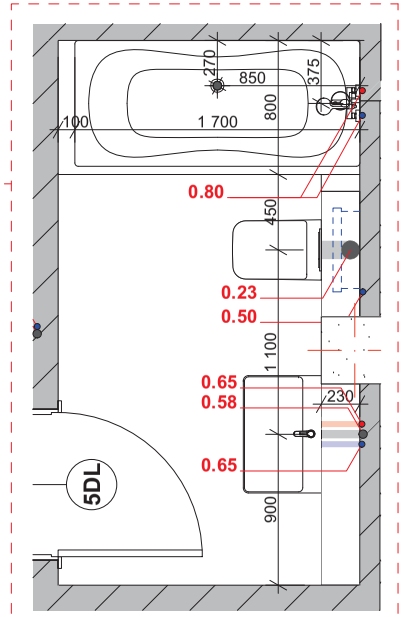

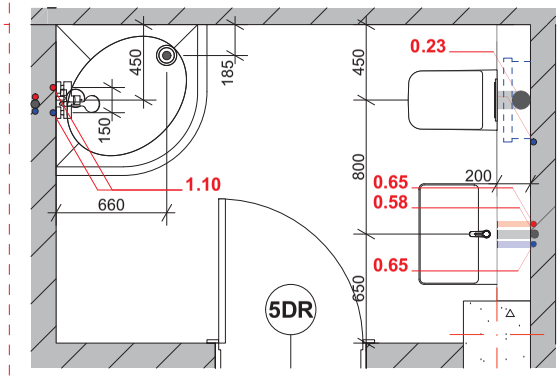

Flat 05/A area explication			
05_A	01	Entry	5,32
05_A	02	Hallway	10,81
05_A	03	Kitchen	16,54
05_A	04	Living room	22,44
05_A	05	Bedroom 1	13,58
05_A	06	Bedroom 2	14,23
05_A	07	Master bedroom	15,07
05_A	08	Bathroom	5,76
05_A	09	Laundry	4,45
05_A	10	Shower	5,28
			113,48 m²
05_A	11	Terrace	33,90
05_A	12	Green area	78,82
			112,72 m²

Sanitary ware quantity & description

	2	Basin mixer Talis S 100 single lever Hansgrohe 72021000		1	Shower tray PAA ART RO90 R500 with glass partition Ravak BLCP4
	1	Bath mixer Talis S Hansgrohe 7240		2	Wall hung toilet frame, Grohe Rapid SL
	1	Cast acrylic bathtub Campanulla II Ravak 170x75cm		2	Wall-hung WC Laufen Pro S 820961
	2	Flush plate, Laufen AW1, 004 Chrome		1	Washbasin Laufen Pro S 60x46,5cm
	1	Shower mixer Hansgrohe Talis S 32620		1	Washbasin Laufen Pro S 70x46,5cm
	2	Shower set Vario with shower bar 65cm and soap dish 27772			

DESIGN COMPANY:		"SALSATAS" Ltd. Vilnius, Lithuania		
Certificate	Function	Name, Surname	Signature	Date
	Architect	R.Cikanavičius		03/07/2019
	Architect	R.Kijauskaite		03/07/2019
	Architect	B.Jurevičiūtė		03/07/2019
Developer: "Baltic Investment Group" Ltd.				

Name and address of the building:
RESIDENTIAL HOUSE
#9 N.Gogoberidze str., Tbilisi, Georgia

Flat No. 05/A

Drawing title: Sanitary ware plan

M 1:100, 1:1

Pages No.
11
Page No.
7
Design stage
T.P.

Flat 05/A area explication			
05_A	01	Entry	5,32
05_A	02	Hallway	10,81
05_A	03	Kitchen	16,54
05_A	04	Living room	22,44
05_A	05	Bedroom 1	13,58
05_A	06	Bedroom 2	14,23
05_A	07	Master bedroom	15,07
05_A	08	Bathroom	5,76
05_A	09	Laundry	4,45
05_A	10	Shower	5,28
			113,48 m²
05_A	11	Terrace	33,90
05_A	12	Green area	78,82
			112,72 m²

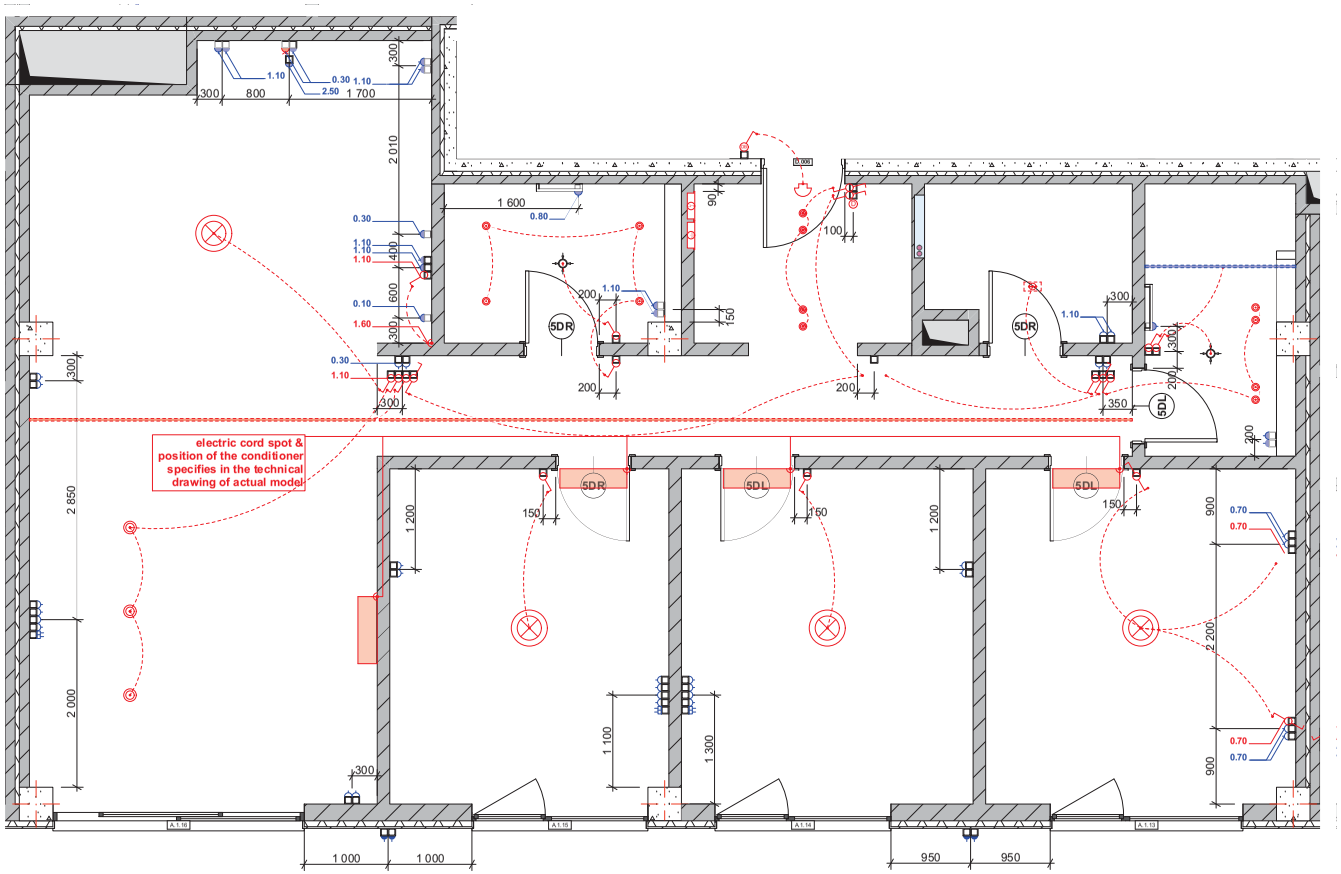

Electrical installation quantity & description

	11	1-gang frame, LS 981 WW, Jung, White		3	5-gang frame, LS 985 WW, Jung, White		3	Lighting, recessed ceiling lamp, ACB BARDO, white, 3000K, Ref.3556		2	Recessed ventilator into the ceiling, iCON 15, White		5	Spot of electric power cord
	1	1-gang outside door bell frame, AL 2990K, IP65, Jung		4	Air conditioner, wall mounted		4	Lighting, recessed ceiling lamp, Faro Fresh, white, 3000K, Ref.FAR02100501		16	Socket 16A 230V, LS 1520 WW, IP44 Jung, White		12	Switch 501U, 1-gang rocker, LS 990 WW, Jung
	2	2-gang frame outside, IP 65, Jung, Grey		1	Door bell inside block		8	Lighting, recessed ceiling lamp, Slim Trim, IP65, DL-SLIMIPW, White. 3000K		30	Socket 16A 230V, LS 1520 WW, Jung, White		6	Switch 506U, 1-gang rocker, LS 990 WW, Jung
	14	2-gang frame, LS 982 WW, Jung, White		2	Electric towel warmer, white		1	Lighting, recessed cieling lamp, LEDS C4 'Multidir', Ref.DM-0094-14-00, White		1	Socket 16A 400V, LS 1520 WW, Jung, White		2	Switch 507U, 1-gang rocker, LS 990 WW, Jung
	4	3-gang frame, LS 983 WW, Jung, White		1	Lighting 'Cocotte' ceiling lamp, Ref.64180 with suspension kit Ref.64184, Faro, White		1	Panel of communication wiring control, wall mounted H 1.80cm, VU36		3	Socket of network, centre plate, 2-gang, LS 969-2 UA WW, Jung		1	Switch 531U, 1-gang outside door bell rocker, AL 2990K, IP65
	1	4-gang frame, LS 984 WW, Jung, White		3	Lighting 'Cocotte' ceiling lamp, Ref.64180, Faro, White		1	Panel of electrical control, wall mounted H-1.80cm, VU36		4	Socket outside IP 65, Grey		1	Video door phone and camera set

ATTENTION! 1. MOUNTING HEIGHT OF SWITCHES - 1.10cm FROM THE FLOORING (EXEPT THE INDIVIDUALLY MARKED SPOTS IN THE DRAWING)
2. MOUNTING HEIGHT OF THE SOCKETS - 0.30cm FROM THE FLOORING (EXEPT THE INDIVIDUALLY MARKED SPOTS IN THE DRAWING)
3. ELECTRICAL & COMMUNICATION WIRING CONTROL PANELS TOP HEIGHT FROM THE FLOORING - 1.80cm

DESIGN COMPANY: R2 ARCHITECTURE "SALSATAS" Ltd. Vilnius, Lithuania

Certificate	Function	Name, Surname	Signature	Date
	Architect	R.Cikanavičius		03/07/2019
	Architect	R.Kijauskaite		03/07/2019
	Architect	B.Jurevičiūtė		03/07/2019

Developer: "Baltic Investment Group" Ltd.

Name and address of the building:
RESIDENTIAL HOUSE
#9 N.Gogoberidze str., Tbilisi, Georgia

Flat No. 05/A

Drawing title: Electrical installation plan

M 1:100, 1:1

Pages No.
11
Page No.
8
Design stage
T.P.

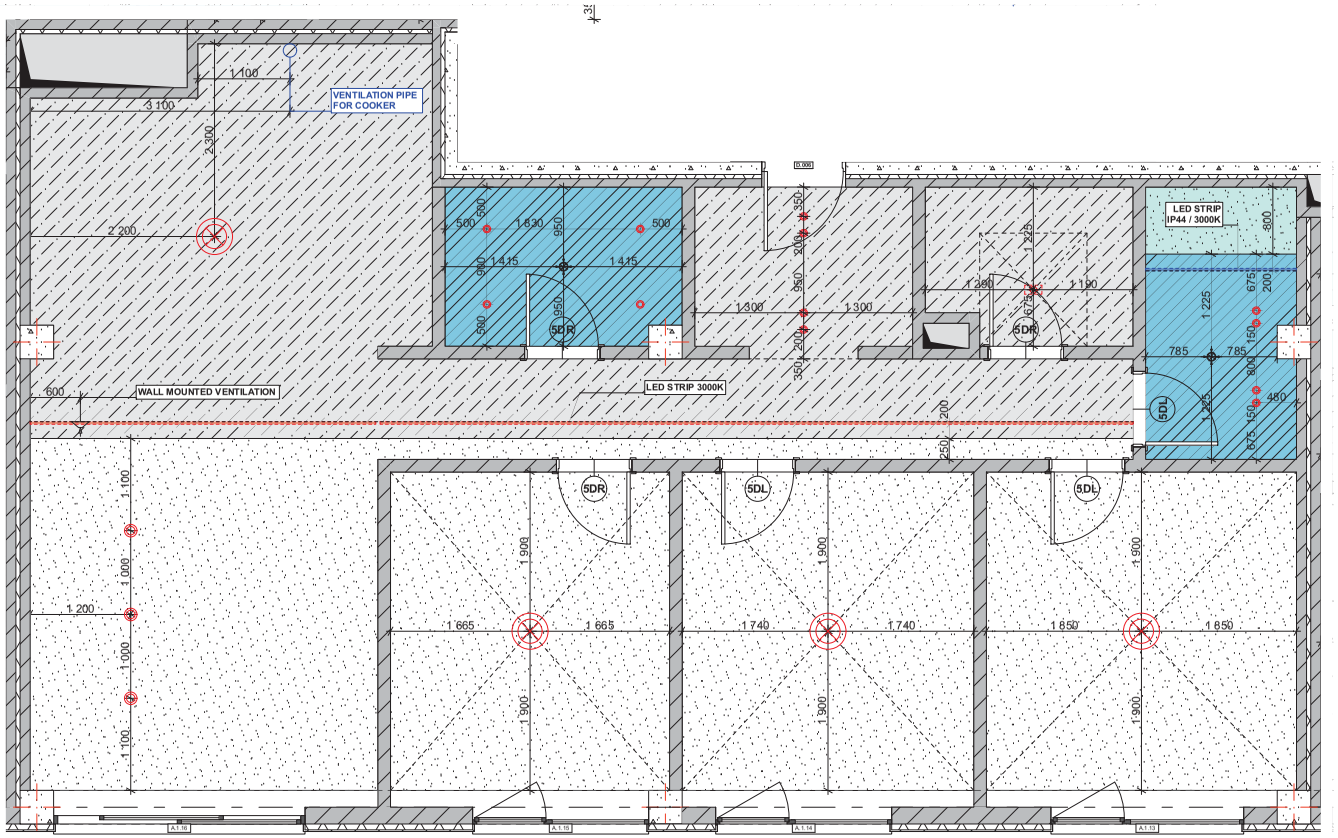

Flat 05/A area explication			
05_A	01	Entry	5,32
05_A	02	Hallway	10,81
05_A	03	Kitchen	16,54
05_A	04	Living room	22,44
05_A	05	Bedroom 1	13,58
05_A	06	Bedroom 2	14,23
05_A	07	Master bedroom	15,07
05_A	08	Bathroom	5,76
05_A	09	Laundry	4,45
05_A	10	Shower	5,28
			113,48 m²
05_A	11	Terrace	33,90
05_A	12	Green area	78,82
			112,72 m²

Lighting fixtures quantity & description

	1	Lighting 'Cocotte' ceiling lamp, Ref.64180 with suspension kit Ref.64184, Faro, White
	3	Lighting 'Cocotte' ceiling lamp, Ref.64180, Faro, White
	3	Lighting, recessed ceiling lamp, ACB BARDO, white, 3000K, Ref.3556
	4	Lighting, recessed ceiling lamp, Faro Fresh, white, 3000K, Ref.FAR02100501
	8	Lighting, recessed ceiling lamp, Slim Trim, IP65, DL-SLIMIPW, White. 3000K
	1	Lighting, recessed cieling lamp, LEDS C4 'Multidir', Ref.DM-0094-14-00, White

Ceiling material quantity & description

	62,24	Suspended gypsum board ceiling instaliation -150mm from concrete slab, surface painted - White
	38,66	Suspended gypsum board ceiling installation -400mm from concrete slab, surface painted - White
	1,80	Suspended waterproof gypsum board ceiling installation - 150mm from concrete slab, surface painted White (for more details: look zone specification drawings).
	9,69	Suspended waterproof gypsum board ceiling installation - 400mm from concrete slab, surface painted - White (for more details: look zone specification drawings)
	112,39 m²	

Knauf ceiling installation detail No.1

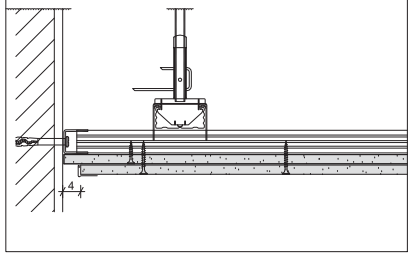

Knauf ceiling installation detail No.2

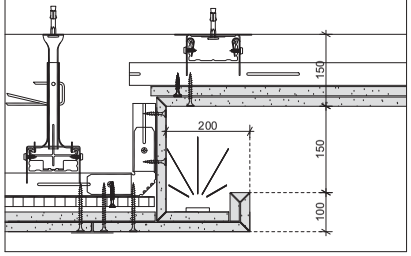

ATTENTION!

1. GYPSUM BOARD CEILING MUST BE INSTALLED WITH 4mm PERIMETER SHADOW GAP !
2. COVER THE SCREWS/JOINTS/CORNER BEADS OF GYPSUM BOARD WITH THE JOINT COMPOUND.
3. SAND THE SURFACE GENTLY TO MAKE IT SMOOTH.
4. BEFORE PAINTING GYPSUM BOARD PANELS THE SURFACES MUST BE SEALED WITH PRIMER (recommended by the paints manufacturer).
5. BATHROOM AND SHOWER CEILING MUST BE PAINTED WITH MOISTURE-RESISTANT PAINTS (recommended by the paints manufacturer)

DESIGN COMPANY:		"SALSATAS" Ltd. Vilnius, Lithuania		
Certificate	Function	Name, Surname	Signature	Date
	Architect	R.Cikanavičius		03/07/20 19
	Architect	R.Kijauskaitė		03/07/20 19
	Architect	B.Jurevičiūtė		03/07/20 19
Developer: "Baltic Investment Group" Ltd.				

Name and address of the building:

RESIDENTIAL HOUSE
#9 N.Gogoberidze str., Tbilisi, Georgia

Flat No.	Drawing title:	M 1:100, 1:1, 1:50
05/A	Ceiling construction plan	

Pages No.
11
Page No.
9
Design stage
T.P.

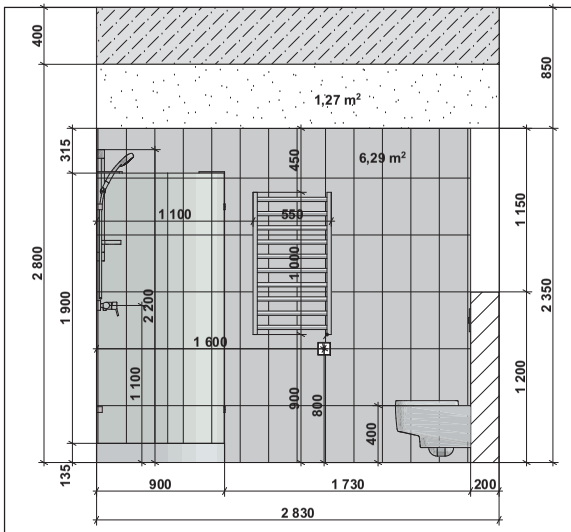

05.1 01 1:50

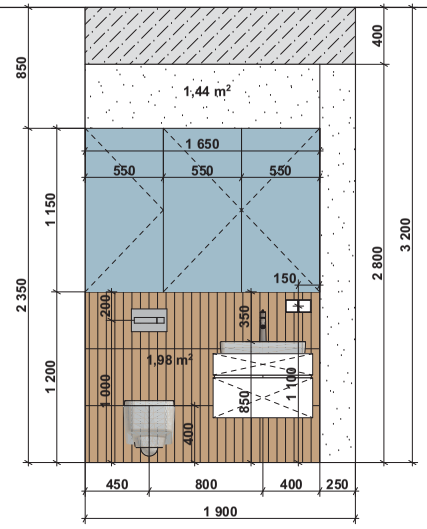

05.1 02 1:50

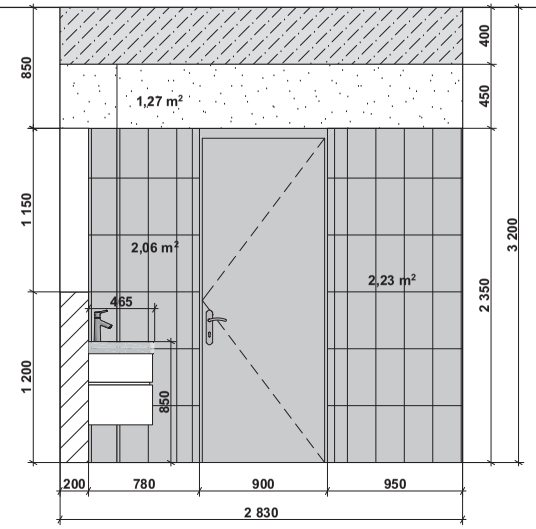

05.1 03 1:50

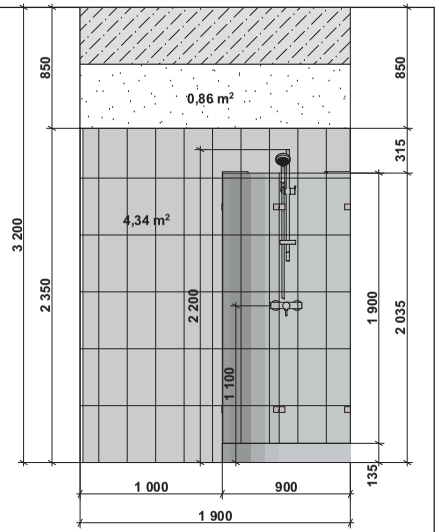

05.1 04 1:50

Shower floor plan 1:30

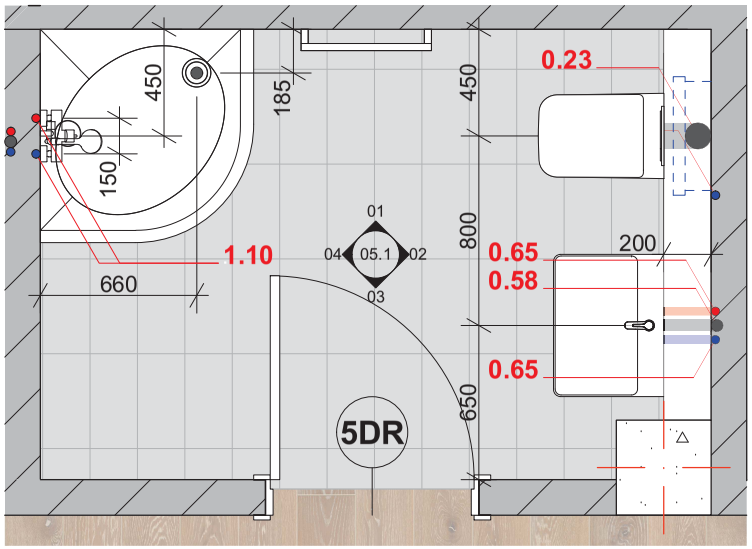

Shower tile quantity & description		
	14,44	08 / Bathroom - Ceramic wall tiles
	2,76	08 / Bathroom - Ceramic wall tiles decor
	5,28	08 / Bathroom - Stone ceramic floor tiles

ATTENTION!

1. THE GAP BETWEEN TILES - 1.5mm, THE JOINTS / CORNES OF THE TILES - 45° DEGREES ANGLE JUNCTION.
2. TILE CORNER GAPS - SILICONE FILLING (THE COLOR SAME TO THE TILE GAP GROUT COLOR)
3. BATHTUB TOP AND TILE GAPS JUNCTION - SILICONE FILLING (THE COLOR SAME TO THE TILE GAP GROUT COLOR)
4. TO IMPROVE THE WATERPROOF SURFACE IN THE BATHTUB & SHOWER AREAS - THE HYDRO INSULATION LAYER MUST BE INSTALLED BY FIXTURE PERIMETER & TO THE TILES TOP HEIGHT.
5. HYDRO INSULATION LAYER BY WALL PERIMETER (HEIGHT - 10CM) MUST BE INSTALLED IN BATHROOM AND SHOWER ZONES.
6. NO WALL TILING IN THE BATHTUB BACKSIDE PERIMETER.

DESIGN COMPANY:		"SALSATAS" Ltd. Vilnius, Lithuania		
Certificate	Function	Name, Surname	Signature	Date
	Architect	R.Cikanavičius		03/07/20 19
	Architect	R.Kijauskaite		03/07/20 19
	Architect	B.Jurevičiūtė		03/07/20 19
Developer: "Baltic Investment Group" Ltd.				

Name and address of the building:
RESIDENTIAL HOUSE
#9 N.Gogoberidze str., Tbilisi, Georgia

Flat No. 05/A

Drawing title: Shower specification

M 1:100, 1:1, 1:50

Pages No.
11
Page No.
10
Design stage
T.P.

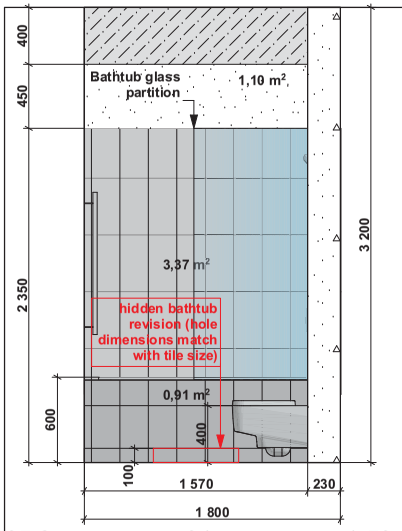

05.2 01 1:50

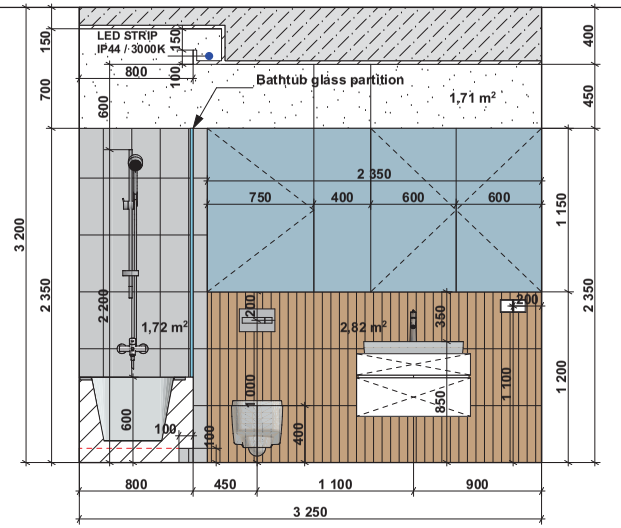

05.2 02 1:50

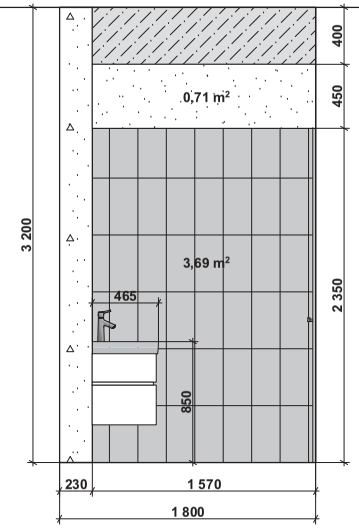

05.2 03 1:50

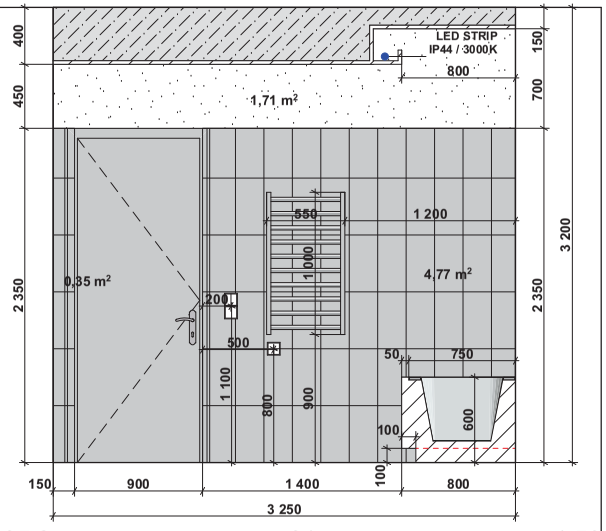

05.2 04 1:50

Bathroom floor plan 1:30

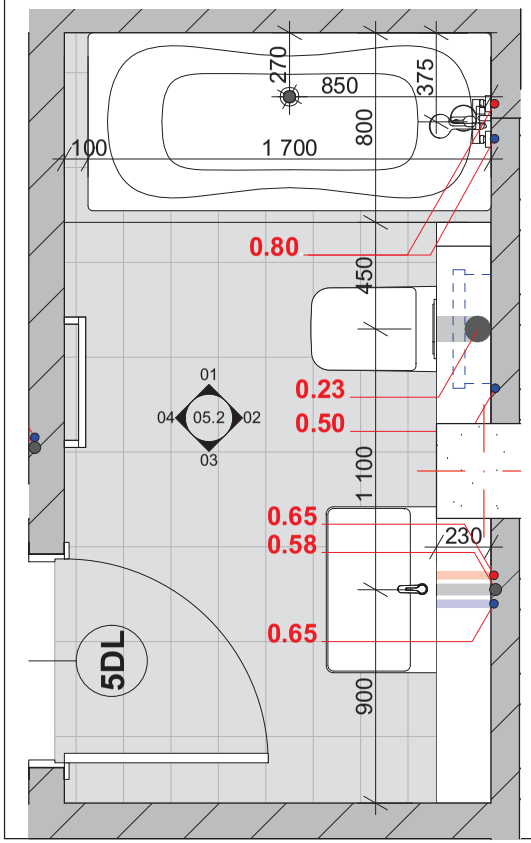

Bathroom tile quantity & description

	08 / Bathroom - Ceramic wall tiles
	08 / Bathroom - Ceramic wall tiles decor
	08 / Bathroom - Stone ceramic floor tiles

ATTENTION!

1. THE GAP BETWEEN TILES - 1.5mm, THE JOINTS / CORNES OF THE TILES - 45° DEGREES ANGLE JUNCTION.
2. TILE CORNER GAPS - SILICONE FILLING (THE COLOR SAME TO THE TILE GAP GROUT COLOR)
3. BATHTUB TOP AND TILE GAPS JUNCTION - SILICONE FILLING (THE COLOR SAME TO THE TILE GAP GROUT COLOR)
4. TO IMPROVE THE WATERPROOF SURFACE IN THE BATHTUB & SHOWER AREAS - THE HYDRO INSULATION LAYER MUST BE INSTALLED BY FIXTURE PERIMETER & TO THE TILES TOP HEIGHT.
5. HYDRO INSULATION LAYER BY WALL PERIMETER (HEIGHT - 10CM) MUST BE INSTALLED IN BATHROOM AND SHOWER ZONES.
6. NO WALL TILING IN THE BATHTUB BACKSIDE PERIMETER.

DESIGN COMPANY:		"SALSATAS" Ltd. Vilnius, Lithuania		
Certificate	Function	Name, Surname	Signature	Date
	Architect	R.Cikanavičius		03/07/2019
	Architect	R.Kijauskaite		03/07/2019
	Architect	B.Jurevičiūtė		03/07/2019
Developer: "Baltic Investment Group" Ltd.				

Name and address of the building:

RESIDENTIAL HOUSE
#9 N.Gogoberidze str., Tbilisi, Georgia

Flat No.	Drawing title:	M 1:100, 1:1, 1:50
05/A	Bathroom specification	

Pages No.
11
Page No.
11
Design stage
T.P.